

Sun Ancon[®] Chi Machine

Instructions for Use



Version 3.0



Hsin Ten Enterprise (Aust) Pty Ltd

Table of Contents

- Introduction of Sun Ancon® Chi Machine 2**
- Massage Instructions 9**
- The Feelings You May Experience After Using the Sun Ancon® Chi Machine 13**
- SOQI Multiple Energy Approach 14**

Introduction of Sun Ancon[®] Chi Machine



If you have problems with

- Lack of exercise and bad circulation
- Tired and sore muscles
- Poor digestion, constipation
- Arthritis, back pain, bone spurs
- Nervousness, general pain and insomnia
- Poor functioning of internal organs
- Asthma and tracheal inflammation
- Period pains, anemia
- Many chronic conditions
- Being overweight

The Sun Ancon Chi Machine is for you!

Lie Down, relax and let it happen!

As your whole body relaxes and you enjoy the rhythmic side to side movement of your spine and the other joints of your body, some amazing things start to happen.

- Improved physical, mental and emotional health for all ages.
- Extremely valuable to those who can't exercise.

Whole Body Massage

A full body massage, including internal organs and all body systems, occurs with the massager's use. 15 minutes massage is estimated to be the equivalent of walking ten thousand paces (about 90 minutes), in terms of body oxygenation.

If used with proven relaxation techniques, there's no limit to the potential scope of healing and fitness enhancement for the body and mind.

Why every one of all ages and fitness levels needs the Chi Machine?

Modern Day Health Hazards

Daily, people consume a chemical cocktail from chemical residues in farm products, processed foods, water supplies and air breathed.

Such health detriment is compounded by poor or improper diet and breathing habit, work or study stress and sedentary life styles.

The massager will help eliminate body toxins and provide essential benefits of sporting and fitness programs without putting stress on the body such as vertebrae joints, heart and lungs and without depleting body energy levels or causing injury.

Oxygenating the Body

60 trillion cells provide the body with energy to carry out every brain function, body movement and needs of all body systems and organ function.

Each cell has only two needs to produce this energy, nutriment from food intake and Oxygen.

Oxygen starvation of cells can result in immune dysfunction, cardiac symptoms, sleep and respiratory disorders, blood chemistry disturbance, intestinal problems, anxiety, depression, headaches, fatigue, stiff neck, shortness of breath, dizziness, to name but a few health problems.

The Chi Machine Massager Provides the Answer to Being Healthy Without Energy Loss, Body Stress or Effort

Vigorous exercise, while offering health benefits, can place extreme strain on body energy production.

Associated rapid breathing or gasping for breath, arises from excessive build up of carbon dioxide and demand for oxygen to replenish depleted energy to serve the vital needs of the body. Such exercise can also add to the compacting of intervertebral discs.

Unless pursuing some endurance goal, vigorous exercise is not vital health recourse.

The Chi Machine Way

The ‘exercise’ massage is done in the lying and relaxed position, with all loads and stress reduced on the spine and other body areas during maximum oxygenation and subsequent energy production, the sense of well-being arising from the massage is immediate and noticeable.

Most people experience a deep sense of relaxation during the massage and a pleasurable to exhilarating feeling following the massage.

Some may feel tired or sore in some areas. This may suggest a healthy circulation is being restored.

Soreness might also relate to an old injury or “Chi” energy flow blockage. If soreness occurs, reduce

the session time to 2-3 minutes and gradually return to 15 minutes massage if soreness ceases.

Dizziness might accompany initial massage sessions, reducing the session by half and raising the head with a small and thin pillow should resolve the problem but remove the pillow later for better results. Dizziness could point to an inner ear or anaemic problem (women especially). Some may suffer from dizziness and headache suggesting high blood pressure.

Nausea may indicate low blood pressure or Meniere’s disease. Seek medical advice if dizziness persists before continuing the massage sessions.

Lymph fluid in the body exceeds the quantity of blood and one of its functions is to cleanse the body’s waste. Lymph fluid has no ‘pump’ action to move it around the body but its cleansing of waste toxic matter may be aided by the Chi Machine massage. Such cleansing may cause bad breath and also thirst. Water cleanses and aids in ‘lymph’ cleansing, so drink plenty of water to hasten the cleansing and remove any bad breath problem.

Spinal Influence on Health

Within the brain and extending through the core of the spinal column is the central nervous system.

Branching out from it is the nerve network that reaches every part of the body, which provides all body functioning that is not under conscious control (breathing, digestion, heart rate etc.).

This extended nerve network is termed the Autonomic Nervous System and it further divides into the Sympathetic and Parasympathetic Nervous Systems, which provide vital balance to the body’s nerve functioning.

Any impairment to the spinal alignment or abnormal spinal pressure on vertebrae joints can impair the Autonomic Nervous System resulting in

minor and major body dysfunction, disorder and disease.

The spinal column bone marrow is also a source of blood production and immune system globulin upon which middle aged adults are more dependent, following depletion of globulin production from the 'aged' and shrinking thymus gland.

Utilization of Full Spinal Movement

The spine's design permits sideways snake-like movement that serves to relieve vertebrae joint pressure and thereby promote greater well being.

People nowadays fail to exercise this design feature, part of the reason being that stress of mind creates body tension and rigidity.

Spinal movement has been reduced to a forward and upright bending action and even in walking, the natural twisting - sideways movement of the spine from arm, leg and upper torso momentum is restrained by body tensions.

When we awaken or feel tired, we raise our arms, stretch and yawn, and in the process, flex the spinal column in a twisting snake-like movement. Instantly we feel a pleasurable sensation of energy movement and alertness of mind.

The reason being that in yawning, the lungs fill with air and greater oxygenation of cells occurs, pressure on the intervertebral discs momentarily releases and the Autonomic Nervous System is stimulated (do a 'yawning' stretch now to verify the value of such oxygenation and spinal twisting).

A glance at the animal kingdom and at sea-creatures shows how they use 'snake-like' movement in their walk, run or swimming action, providing benefits that keep them free of almost every human ailment.

The Chi Machine Massager will deliver the best possible lateral 'snake-like' movement to the spine with the body in the ideal therapeutic position.

When the massage concludes you may experience the therapeutic benefit of a sensation similar to that of yawning and stretching (an indication of the massager's genuine value).

80% of Chronic Disease Problems are Linked to the Spine

Problems Associated with the Spine and the Autonomic Nervous System

- Headache
- Lack of Appetite
- Upset Bowels
- Insomnia
- Sore Back
- Difficulty in Standing for Long Periods
- Numb Arm
- Dizziness
- Tight Shoulders
- Poor Attention

	VERTEBRAE	AREAS	EFFECTS
CERVICAL SPINE	ATLAS		
	AXIS		
	C-1	Blood supply to the head, pituitary gland, scalp, bones of the face, brain, inner and middle ear, sympathetic nervous system.	Headaches, nervousness, insomnia, head colds, high blood pressure, migraine headaches, nervous breakdowns, amnesia, chronic tiredness, dizziness.
	C-2	Eyes, optic nerves, auditory nerves, sinuses, mastoid bones, tongue, forehead.	Sinus trouble, allergies, pain around the eyes, earache, fainting spells, certain cases of blindness, crossed eyes, deafness.
	C-3	Checks, outer ear, face bones, teeth, trifacial nerve.	Neuralgia, neuritis, acne or pimples, eczema.
	C-4	Nose, lips, mouth, eustachian tube.	Hay fever, runny nose, hearing loss, adenoids.
	C-5	Vocal cords, neck glands, pharynx.	Laryngitis, hoarseness, throat conditions such as sore throat or quinsy.
THORACIC SPINE	C-6	Neck muscles, shoulders, tonsils.	Stiff neck, pain in upper arm, tonsillitis, chronic cough, croup.
	C-7	Thyroid gland, bursae in the shoulders, elbows.	Bursitis, colds, thyroid conditions.
	T-1	Arms from the elbows down, including hands, wrists and fingers; esophagus and trachea.	Asthma, cough, difficult breathing, shortness of breath, pain in lower arms and hands.
	T-2	Heart, including its valves and covering; coronary arteries.	Functional heart conditions and certain chest conditions.
	T-3	Lungs, bronchial tubes, pleura, chest, breast.	Bronchitis, pleurisy, pneumonia, congestion, influenza.
	T-4	Gall bladder, common duct.	Gall bladder conditions, jaundice, shingles.
	T-5	Liver, solar plexus, circulation (general).	Liver conditions, fevers, blood pressure problems, poor circulation, arthritis.
	T-6	Stomach.	Stomach troubles, including nervous stomach, indigestion, heartburn and dyspepsia.
	T-7	Pancreas, duodenum.	Ulcers, gastritis.
	T-8	Spleen.	Lowered resistance.
	T-9	Adrenal and suprarenal glands.	Allergies, hives.
	T-10	Kidneys.	Kidney troubles, hardening of the arteries, chronic tiredness, nephritis, pyelitis.
LUMBAR SPINE	T-11	Kidneys, ureters.	Skin conditions such as acne, pimples, eczema or boils.
	T-12	Small intestines, lymph circulation.	Rheumatism, gas pains, certain types of sterility.
	L-1	Large intestines, inguinal rings.	Constipation, colitis, dysentery, diarrhea, some ruptures or hernias.
	L-2	Appendix, abdomen, upper leg.	Cramps, difficult breathing, minor varicose veins.
	L-3	Sex organs, uterus, bladder, knees.	Bladder troubles, menstrual troubles such as painful or irregular periods, miscarriages, bed wetting, impotency, change of life symptoms, many knee pains.
PELVIS	L-4	Prostate gland, muscles of the lower back, sciatic nerve.	Sciatica; lumbago; difficult, painful or too frequent urination; backaches.
	L-5	Lower legs, ankles, feet.	Poor circulation in the legs, swollen ankles, weak ankles and arches, cold feet, weakness in the legs, leg cramps.
	SACRUM	Hip bones, buttocks.	Sacroiliac conditions, spinal curvatures.
	COCCYX	Rectum, anus.	Hemorrhoids (piles), pruritus (itching), pain at end of spine on sitting.

Integration of Traditional Medical Wisdom and Modern Science

This unique health-generating product is based on German exercise physiology to research and develop.

It is based on the patented five characteristics including height, swing frequency, swing travel, swing angle and circular movement.

It is a simple technological item incorporating the precise oscillatory action to ensure extensive health benefits without risk or harm that could arise from any similar product not employing the stringent precise detail of the patented Chi Machine massager.

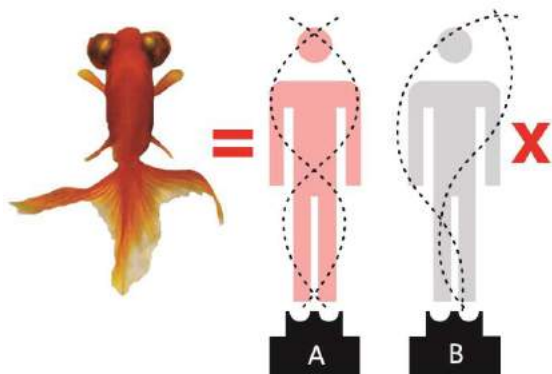
Mechanics of the Massager

Comparison of the Swinging Method Between a Sun Ancon Chi Machine Massager and an Imitation Product

The Chi Machine adjusts the spine by swaying it gently like a crawling centipede. See diagram A.

(A) The Sun Ancon Chi Machine massager obtains an amazing body response.

(B) There is no body response if not using patented precision unit.



The patented precision design of the massager allows it to operate in harmony with the natural body rhythms and optimum body positioning to include a massage of blood vessels.

Six Major Benefits Derived from the Sun Ancon Chi Machine

1. Cellular Activation

Massage stimulation to the Sympathetic Nervous System opens up the bronchioles to provide maximum oxygen access to the lungs, simultaneously the blood flow to and from the lungs is increased, enhancing oxygen exchange from the lungs is increased, enhancing oxygen exchange from the lungs to the blood and therefore to the body cells, to excite cellular metabolism.

2. Spinal Balancing

With the body relaxed in the lying position with no weight on the spine, the massage unit will influence a correction to certain conditions of misalignment. Such corrective action can in turn cure or alleviate complications arising in vertebrae joints from certain spinal misalignment.

3. Improving the Immune System

The Chi Machine massager stimulates globulin production which increases the immune system's defence capacity thereby providing greater freedom from disorders and disease.

4. Blood Production

Blood is produced in the spleen and spinal bone marrow. Reduction of spleen's blood production can arise from the spleen's susceptibility to damage.

The massager's action on the spine stimulates the Sympathetic Nervous System which increases spinal marrow blood production. Any form of anemia can be benefited by this massage action.

5. Balancing the Autonomic Nervous System

If the Parasympathetic and Sympathetic Nervous Systems fail to balance of functions of the organs,

insomnia, excessive dreaming, digestive problems, stomach pain, palpitation, anxiety, constipation, neurasthenia and extensive forms of aches and pains as well as mental stress may occur.

The influence of the massager on the Sympathetic Nervous System can restore the vital balance to the nervous system, resulting in restoration of health from such conditions.

6. Exercising Internal Organs

Western medical science is beginning to consider ancient eastern traditions that focus healing and good health on a life force energy which flows in channels through all living forms.

Acupuncture and associate therapies are being increasingly used by eastern practitioners to invigorate the life-force energy flow to restore health to unhealthy organs. The Chinese refer to this energy as 'Chi'.

The Chi Machine massager will aid in unblocking the 'Chi' pathways and ensure a maximum flow of healing source, through all body organs, to restore normal or improved functioning to impaired organs and body systems related to such organs.

Eliminate Fluid and Water Retention

The Sun Ancon Chi Machine had undergone a large scale Clinical Trial on secondary lymphoedema and venous oedema, which was conducted by the famous Lymphologist Professor Neil Piller in one of the world's top ten leading authorities on Lymphoedema, at the renowned Medical Center of Flinders University of South Australia, in Adelaide.

Prof. Piller found that the patients who entered the trial experienced a highly clinical and statistical significant volume reduction in their swelling legs after using the Chi Machine.

He said the Sun Ancon Chi Machine provided an effective, alternative and adjunct home-based therapy that is comfortable, non-invasive and which gives the patient an element of self management over their condition.

The result of 22 Oedema patients after using Chi Machine

A Moseley, N Piller, A Esterman and C Carati

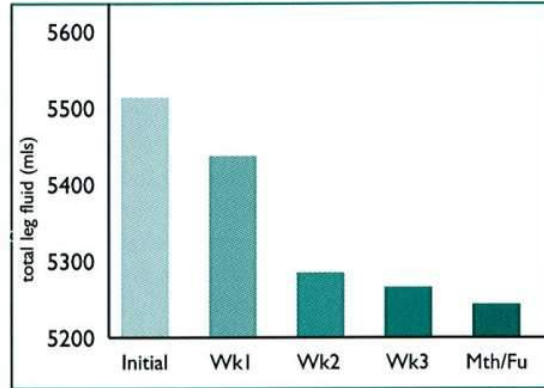


Figure 1. Total affected leg fluid change (mls) over three weeks of treatment then at 1-month follow up

Four Main Features of the Sun Ancon Chi Machine

1. Full Body Stimulation with no Side Effect

The Chi Machine therapeutic massager provides stimulation to the whole body, regardless of sex, age, time of use, place or climate conditions.

2. Just Lie Down to Use it. There is no Pressure or Stress Involved

The Chi Machine therapeutic massage is done while lying down, therefore no pressure or tension is applied to any part of your body.

3. No Injury

Massage in the lying position ensures no possible injury. Heartbeat and blood pressure do not increase.

4. Simple, Comfortable and Easy to Develop a Regular Health Maintenance Routine

The simplicity of use and portability of the massager, offers a convenient way for busy people to cultivate a vital health maintenance routine.



Massage Instructions



Precautions

The massager should not be used under the following conditions.

- During pregnancy.
- Within 60 minutes after having a meal or drinking alcohol.
- If there is any pain, discontinue use the machine until the pain subsides.
- If extreme pain occurs during the massage, such pain should be investigated and rectified before further use of the unit.
- Consult your doctor before using the machine if you suffer from any malignancies such as cancer, serious cardiac ailments such as a recent heart attack, fractured bones or have had an operation within the past six months, or are under long term care, serious infection or bleeding injuries or epilepsy.
- Continue to take your doctor's prescription medication or follow the treatment instructions if you suffer from disease. However, do not use the Chi Machine within 30 minutes after injection or taking medication. Start the duration of a session from two to five minutes and increase the duration gradually if no discomfort is experienced.

Massage Sessions

- If the user is under 55 years of age, one should initially do 5 minutes per session once daily, but can gradually increase to 15 minutes per session twice daily if no discomfort is experienced.
- If the user is over 55 years of age, limit sessions to 2 to 5 minutes per session once daily. If no discomfort is experienced, sessions can be

gradually extended from 5 to 10 minutes the second week and to the normal session time of 15 minutes in the third week.

- There is no limit to the number of daily sessions, apart from that mentioned above, or to using the full range of the timer setting, but it is recommended that a reasonable break be given between sessions.

Preliminary Recommendation

It is recommended to wear loose comfy clothes when using the Chi Machine.

A mind focusing on stress brings tension to the body in various locations and will therefore curtail the full benefit of the massage session.

It is therefore important that in selecting a time and place for such therapy, you use the most appropriate time of your choice and the most peaceful environment available to you. You should then induce a state of relaxation by mentally focusing on joyful, peaceful situations to relax your body.

You can significantly aid such a state by playing stress-releasing music of your choice, before and during the session. Further benefit can arise by also focusing the mind on what is happening during the massage, focus on the feet, legs and move the focus to the abdomen, the spine, shoulders and so on.

As you do this you may notice how such mind attention gives rise to greater stimulation of the massager on those focused parts of the body.

Gentle deep breathing will add intestinal massage by the action of the diaphragm and simultaneously enhance cellular oxygenation.

Focusing the mind on breathing is a sure way to shut our stressful thoughts as all who practice meditation realize. It is a meditative state that the foregoing will create and from this state alone, combining such movements with the massage

session will guarantee the most valuable change you can give to your life and well being.

Massage Procedure

1. Position the Chi Machine on a firm surface, such as the floor, with the handle facing away from you. When properly oriented, the power cord will be on your right hand side.

Make sure no restriction occurs to the machine's air intake. A firm based bed could be used by bed-ridden people but such a platform is not an ideal base for proper positioning to the spine which a firm surface offers.

Be certain that the timer is set to "OFF" before connecting the power.

2. With an increase in body and mind relaxation, there arises a lowering of body temperature.

During cold conditions, warm the room to be used or lightly cover your body with a blanket during massage sessions.

3. Drink a small quantity of water before using it. 1/2 cup is usually sufficient.

4. Sit down calmly. To stay perfectly perpendicular to the front of the machine, align your heels to line A of the machine as shown in the below picture.



Aim the navel to the arrow of the label at the centre of the machine. Take a deep breath for five times to adjust your blood pressure.

5. Lie down on your back, and put both feet comfortably on the footrest. When your ankles are correctly placed on the footrest, they

should feel fairly comfortable both before and after the machine is turned on.

However, if the ankles are not comfortable with the machine at rest, adjust their positions on the footrest by moving closer or further from the unit or cushion them with the ankle cushions or a towel.

Using a towel or cushions somewhat reduces the beneficial massage in the ankle area.

Therefore, unless you are very sensitive, it is better to use the machine without a towel or cushions.

6. Switch the timer to the desired duration to start the session.

For initial use, set the timer to 5 minutes.

General timing can be at user's discretion (2 minutes for sick people).

7. Relax your body and begin gentle and slow deep breath to enhance oxygenation of the body.

Focus the mind appropriately to increase relaxation and to add massage benefit to specific areas of the body. Retain positive focus on the mind and know that the body is experiencing a truly magnificent rejuvenating massage that is bringing renewed health.

8. When the machine stops, continue to be still for 2 to 3 minutes, because 40% of the exercise effect arises from the oscillatory action of the machine, and 60% of the benefit comes from the internal massage influence during the 2 to 3 minutes rest once the unit ceases massaging. You may feel a tingling sensation from head to toe. This is normal.

9. Following the rest period, remove the feet from the machine and bent both knees into a 90-degree angle.

Take a gentle deep breath, hold it and slowly commence a spinal twist movement by lowering the legs to one side as far as possible, and turn your head to the opposite side. Hold this position momentarily then, as you exhale,

slowly return both legs to the raised knee starting position.

Pause a moment, and repeat the movement to the opposite side and back. Repeat the exercise for about 5 times.

During this movement of the lower body, retain the upper back firmly on the base you are resting on.

- 10.** At the conclusion of the 'spinal twist' exercise, roll to the right hand side and slowly get up by a sideways upward movement, moving the spine laterally.
- 11.** Conclude the session with a large drink of water that will aid in toxin cleansing that the massage has activated (about 150 ml – 300 ml).

Energy Test

An Energy Test is to allow you to experience the differences between before and after using the Sun Ancon Chi Machine.

With proper usage, you should feel your legs have more energy after one session.

NOTE: It is not compulsory to do the Energy Test in each session. It is only a test for the users to feel the difference.

Follow the below steps to do the Energy Test.

- 1.** After Step 5 in the above **Massage Procedure**, start the Energy Test with your right leg.
- 2.** You need another person to help lift your right leg and keep it straight. The person needs to push your right leg down to the bed while you resist it. Remember the energy your right leg has. This is to test the energy of your right leg before using the Chi Machine.
- 3.** Put your right leg back to the footrest again.
- 4.** Continue to follow Step 6 and Step 7 in the above **Massage Procedure**.
- 5.** When the machine stops, do the Energy Test again. Allow the person to lift your right leg again, and push it down while you resist it. You will find your right leg is more powerful after using the Chi Machine. That means using the Chi Machine often can improve and maintain energy.
- 6.** Cross your right leg and do the Energy Test again. You will find your right leg becomes weak, because the blood flow is blocked, the chi cannot go through the meridians either, and the energy is gone. Therefore, you will enjoy more benefits from the Chi Machine if you keep using it on a regular basis.
- 7.** Continue to follow Step 8 in the above **Massage Procedure** to finish the session.

Three Arm Positions

The Mid Position

For migraine headaches, bone spurs and misaligned spine, sore back, gout, arthritis



Lie down, put both hands under your head in a position that results in your upper body and legs being both lifted off the ground.

The Goldfish Exercise

Release of tension, mood balancing, insomnia, internal organ discomfort, constipation



Place both arms at your sides.

The Stretched Back Position

For weight loss, shoulder tendonitis, release muscle tension, release nervous pressure, full and round breast



Lift both arms above your head and keep them as straight as possible.

The Feelings You May Experience After Using the Sun Ancon[®] Chi Machine

Numbness

Due to lack of exercises, there will be a feeling of numbness when blood circulation is improved. It is normal. Keep using the Chi Machine on a regular basis.

Numbness and Tingling

Due to having too much meat, seafood and deep fried foods, and lack of exercises, the muscles, bones, and meridian will be stimulated when blood circulation is improved, and there will be a feeling of numbness and tingling.

Eat less meat but more fruits and vegetables to maintain a balanced diet. Reduce the duration of a session to two to five minutes and increase the duration gradually if no discomfort is experienced.

Numbness and Sore

Due to lack of exercises or overfatigue, the muscles and bones will be expanded when blood circulation is improved, and there will be a feeling numbness and sore. Reduce the duration of a session to two to five minutes and increase the duration gradually if no discomfort is experienced.

Dizziness

Headache, dizziness, or a feeling of fullness in the head might occur if you suffer from high blood pressure. Reduce the duration of a session to two to five minutes and increase the duration gradually if no discomfort is experienced.

Dizziness may also occur if you have the symptoms or health conditions such as inefficient blood circulation, anemia, too much stress at work, balance disorder (car sickness), brain tumor (it is suggested to check with your doctor if

dizziness persists for one month each time after using the Chi Machine).

Dizziness and Vomiting

These symptoms might occur if you suffer from low blood pressure. Reduce the duration of a session to two to five minutes and increase the duration gradually if no discomfort is experienced.

Pain

If there are pains in certain organs, it indicates that there might be some problems in those organs.

To prevent the problem from becoming more serious, it is suggested to check with your doctor before further use. Reduce the duration of a session to two to five minutes and increase the duration gradually if no discomfort is experienced.

No Numb Feeling

- The chi (energy) flows from the feet to the head, which is similar to practise Qigong (you may even feel the chi is flowing in the head or hands). It indicates that your meridian is unblocked. Continue to use the Chi Machine on a regular basis to stay healthy.
- If the user has no numb feeling but feels cold, that means he/she is too weak. Keep using the Chi Machine on a regular basis.

Thirsty

Using Chi Machine equals to doing aerobic exercise, which helps boost metabolism. Therefore, thirsty may occur. Drink a large amount of water after using the Chi Machine to hydrate and detoxify the body.

SOQI Multiple Energy Approach



Motion Energy

Represented by the award winning **Sun Ancon Chi Machine**, which is associated with international patent designs. It allows your body to be harmonized in the figure "8" motion. You will experience instantaneous relaxation due to the return of your spinal curve. The Chi also improves the flow of circulation, and oxygen absorption stimulating your energy levels throughout the day.

Thermal Energy

Represented by the **HotHouse**, a patented technology that allows Far Infrared Rays to penetrate deep into your body to enhance your local circulation, and release toxins from the cells. It also regenerates cellular activity, and decreases muscle spasms and soreness. Relax yourself under the soothing heat while detoxifying your entire body.

Electric Energy

Represented by the **E-Power**, a technology that is designed to provide Negative Potential Energy (anion effect) with High Frequency Energy (resonance). The E-Power can help balance the cations and anions on both sides of the cell membrane. It improves blood circulation, reduce inflammation, beautify skin, lose weight, relieve symptoms of chronic diseases such as diabetes, arthritis, insomnia etc.

Nutrients Energy

HTE's nutritional product such as **Sun Ancon Chi Formula**, is specially formulated primarily from Siberian Ginseng in combination with other compounds. It helps increase and strengthen immune system, regulate the pathological process and restore it to a normal state, helps the internal organs to return to normal function without side effects even after prolonged use.

Sun Ancon Total Enzyme Granule primarily consists of the extracts from over 80 fruits and vegetables as well as brewer's yeasts. The Enzyme is aiming at improving your digestion system and allowing nutrition to be easier absorbed by your body from your daily food intake. Consistent intake of the Enzyme will also enhance your body metabolic activity.

SOQI Bed


The **SOQI Bed** consists of one **Chi Machine** and three **HotHouses**. They are built into a specialty designed massage table, providing the most relaxing experience, and an effective way to achieve your daily exercise and wellness at home.

SOQI Multiple Energy Approach

The SOQI Multiple Energy Approach incorporates natural therapies and high quality products using a unique "Multiple Energy Approach". It is inspired by energy healing and back to nature concept: unblock the blockage before nourishing with nutrients.

Chi Machine (motion energy) helps unblock the meridians and balance the spine; **HotHouse** (thermal energy) helps unblock the blood vessels; **E-Power** (electric energy) helps improve the permeability of the cell membrane and active cells; and the final step, nourish with **Sun Ancon Chi Formula** and **Sun Ancon Total Enzyme Granule** (nutrients energy).

The Multiple Energy Approach helps balance your body's motion, thermal, electric and nutrients energies, and restore your body to a normal condition without injection, surgery, or medication. It is your gateway to good health.



Hsin Ten Enterprise (Aust) Pty Ltd

ABN 30 068 318 178

Unit 9, 110 Bourke Road, Alexandria, NSW, 2015, Australia

Tel: +61-2-9699-6649

Fax: +61-2-9699-7096

Email: info@hsintenaust.com.au

www.hsintenaust.com.au